

COAL MINING MONITORING SYSTEM

Karthi Raghuram, Prabhash K

GHS RHOISON INSTITUTE OF TECHNOLOGY

Abstract –

Today safety of miners may be a major challenge. Miner's health and life is liable to many crucial problems. On each day to day basis miners are exposed to noxious gases that aren't simply detected.

Network reachability within the mines are terribly distributed. We intend to propose an NRF frequency antenna-based mostly coal mining protection mechanism wherever the antenna reach are often copied to the situation of mining job. and also the main aim of the project is to exchange Bluetooth with Antenna by increasing vary, performance potency and to cut back the price. we've got enforced victimisation Nordic frequency (NRF) Antenna that maybe a transceiver during this current project.

Key Words: NRF, Transceiver, Miners, Toxic

1. INTRODUCTION

Antennas are accustomed to transmit and receive data through changes within the magnetic force fields that surround them.

1.1 Types of Antennas

1. Log-Periodic Antenna
2. Wire Antennas
3. movement Wave Antennas
4. Microwave Antennas
5. Reflector Antennas

The antennas operational at microwave frequencies are called microwave antennas. NRF antennas come underneath microwave antennas.

1.2 NRF Antennas

NRF 24L01 transceiver module. It uses the 2.4 gigacycle band and it will operate with band rates

from 250kbps up to 2Mbps. If employed in open house and with lower band rate its vary will reach up to ten meters.

2. EXISTING SYSTEM

In the existing system Bluetooth radio was accustomed connect the human with the modules connected to a device networks with controller to exchange data from them to the tip module (controller). The output was monitored and controlled by Bluetooth device. because of chiefly underground developing, tens of kilometers of route, too several production processes, scattered operation sites, workers quality and poor operating conditions, serious potential accidents, it's pressing to form a mind gas concentrations wireless observance system. so as to shield the protection of mine employees, developing a monitor system which will be observance gas concentration inside some extent beginning safety alarm to cue employees to go away quickly once the concentration reaches a group worth it's conjointly necessary to transmit the collected knowledge to the controlled space outside through some easy ways in which it includes the acquisition forepart terminal gas device, Bluetooth module transceiver terminal and observance center. this text chiefly describes the action of Bluetooth transceiver modules and knowledge acquisition and wireless pater transmission.

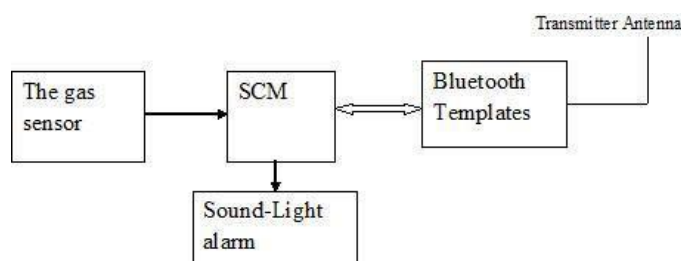


Fig-1 Transmission Section

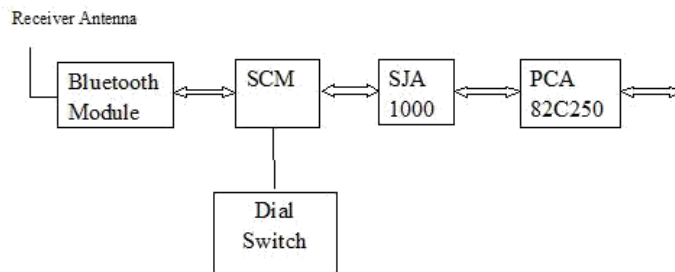


Fig-2 Receiver Section

3. METHODOLOGY

In this article, we intend to plan an NRF based mostly mine observance system, that has bigger reachability, compared to its predecessors this technique conjointly proposes note-based property to every of antenna hooked up systems. One facet are connected with device networks to watch temperature, gas leak and O levels in coal mines this module may be a transmitter module the opposite finish is connected with output devices like alphanumeric display screens or sirens. this is often receiver module. There are 2 blocks of circuits that are connected with NRF modules one is acting as a transmitter and also the different is acting as a receiver the circuit that is acting as a transmitter is connected with DHT11 and a gas device. The circuit that is acting as a receiver is connected with an alphanumeric display and a buzzer. the important time values of the temperature and humidity are updated on these receiver facet of the modules. Whenever the edge limit of the gas or temperature crosses, then the buzzer are high {and therefore the} buzzer signal are given because the output and also updated on the receiver facet of alphanumeric display of the system.

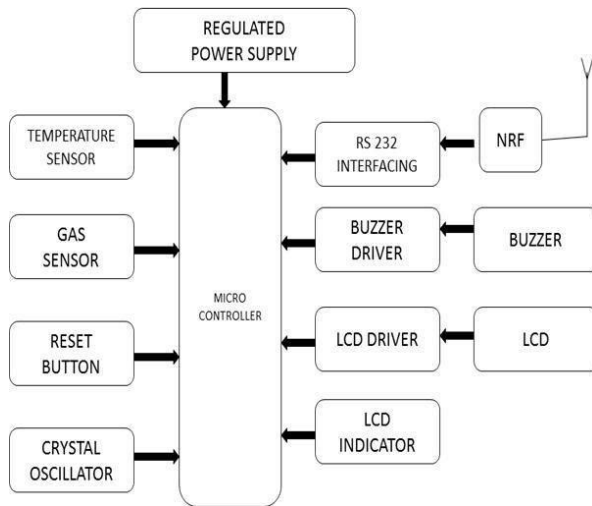


Fig-3 Transmitter section of NRF antennas in coal mines

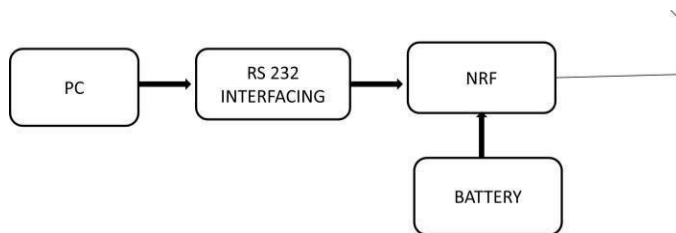


Fig-4 Receiver section of NRF antennas in coal mines

3.1 Selecting between device sort and module sort

When it involves mensuration or police work a selected gas the MQ series gas sensors are the foremost ordinarily used ones. These devices are often either purchased as a module or as simply the sensor alone. If you're {trying|making AN attempt|attempting} to solely find (Not mensuration ppm the presence of the gas the you'll be able to expire as a module since it comes with an op-amp comparator and digital out pin. however if you intend to live ppm of a fume it's suggested to shop for the device alone (without module)

3.2 Where to use mq-2 gas device

The mQ-2 gas device will find or live gases like LPG, Alcohol, Propene, Hydrogen, CO and even paraffin. The component variety of this maneuver arises with a Numerary Pin that makes this device to work even while not a microcontroller which comes in handy after you are solely attempting to find one specific gas. once it involves mensuration the fume in ppm the

correspondent pin duty be used, the referend pin collectively TTL single-minded and all of it on 5v and forward are often cast-off with record typical slight controllers.

If you're tiresome to bargain a device to treasure or live smokes like LPG, Malt, Propone, H, CO and even alkane with or whereas not the small organizer then the maneuver be the suitable range for you.

3. three a way to custom mq-2 radars to find gas:

With AN MQ device it detects a gas is incredibly straightforward you'll be able to what's more use the numerary pin or the referend pin to do this. merely element with 5 V's and you duty declaration the facility seam rectifier on the component to luminosity and as soon as no vapor it detected the productivity junction rectifier can stay bowed off that earnings the digital output iota are 0v. bear in awareness that these radars got to be steady n for pre heating system spell (mentioned in options above) earlier you really labor with it. Now, announce the ruse to the gas you would like to treasure and you duty see the productivity seam rectifier to foldaway in height on the digital tittle if not used the pot till the output gets high. currently every time your stratagem gets announced to the existing gas at this

exact concentration the numerary pin cannister go in height (5v) else canister stay short (0v). you'll be able to collectively use the similarity pin to appreciate indistinguishable topic scan the analog worths(0-5v) engaging a small organizer this value are unswervingly relational to the concentration of the vapor to that the stratagem detects. you'll be able to research with ethics and check however the maneuver reacts to totally unlike absorption of the gas.

RESULT

After connecting the Transmitter and Receiver sections with the assistance of laptop by considering it as a voltage supply. By passing the gas close to the gas device and seeing that no air is passed we are able to observe the buzzer sound once it crosses the prescribed limits and that we may also observe the humidness,

Temperature by victimisation our NRF based mostly coalpit monitoring After passing the gas then buzzer sound blows and also the humidness, temperature and gas proportion comes on the alphanumeric display screen and that we get our needed output showing the values of humidness, temperature and gas proportion.

CONCLUSION

The project “NRF based mostly coalpit observance SYSTEM” has been with success designed and tested. it's been developed by integration options of all the hardware elements used. Presence of each module has been reasoned out and placed fastidiously so conducive to the most effective operating of the unit. Secondly, victimisation Antennas with the assistance of growing technology the project has been with success enforced.

REFERENCES

- [1] K. Gong, Z. N. Chen, S. Q. P. Chen and W. Hong, “Design of Fig-5 transmission section a microwave communications”, IEEE Trans. Antennas propag., Vol.60, no.12 and pp.6023- 6026, Dec 2012.
- [2] K.L. Lau, K.M. Luk and K.F. Lee, “Design of a microwave antenna,” IEEE Trans. Antennas Propag., vol. 54, no. 4, pp. 1332–1335, Apr., 2006.
- [3] Qu and S.W, “Bandwidth sweetening of Wide-Slot Communications” vol. EC-9, pp. 434- 454, Jul. 1990.
Projection Fed by CPW and small wave Line”, information measure sweetening of Wide-Slot Projection Fed by CPW and Microwave”, Projections and Tuner Propagation Cultivations, IEEE, pp15 – 17, Dec. 2006.
- [4] Rafi, G. and L. Shafai, "Broadband microwave antenna with V - slot," IEEE Proc. Microwave. Antenna Propag, Vol. 151, No. 5, 435-440, Gregorian calendar month 2004.
- [5] D.M. Pozar, D.H. Schaubert, 'Micro wave Antenna, The Analysis and style of small wave Antennas and Array'. New York, IEEE Press, 1995.
- [6] M. S. Alam, M. T. Islam, N. Misran, J. S. Mandeep, “ A broadband Microwave Antenna for sixty gigacycle Wireless Applications,” physical science IR Electrotechnika, ISSN 1392- 1215, vol. 19, no. 9, 2013.
- [7] C.A. Balanis, Antenna Theory; Analysis and style, third edition new work; Wiley; 2005.
- [8] K. K. Sharma and Ravi Kumar Goyal, “H-Slotted Microwave Antenna at sixty gigacycle millimetre wave waveband for 5G communication”, IEEE conference at Chitkara University, Punjab on Communication System and Network Technologies(CSNT-2016), 05-07, March 2016.
- [9] Kun Wang, Jonas Kornprobst and Thomas F. Eibert, “Microwave fed broadband millimetre wave antenna for mobile applications”, 2016 IEEE International conference on Antennas and Propagation

(APSURSI), Pages: 1637 - 1638, 2016.

“ Double U Slotted Microwave Antenna”, For GPS Applications International Conference on Electrical, physical science, and improvement Techniques (ICEEOT), 2016.

[11] Kin-Lu Wong “Antennas for Wireless Communications” Microwave journal vol. EC-8, pp. 330-334, Sep. 1959.

[12] Kwok W. Leung “Antennas for Wireless Communications” Microwave journal vol. EC-9, pp. 334-340, Jun. 1984.

[13] Dimitris Anagnostou “ Antennas for Wireless Communications” vol. EC-8, pp. 523-544, April. 1986.

[14] Arun K. Bhattacharyya “Antennas for Wireless Communications” vol. EC-8, pp. 345-365, Oct. 1988.

[15] Thomas Ebiert “Antennas for Wireless