

# Monitoring & Detection of ApneaiBand System Technology

Swarnamukhi, Sudha Murthy , Bishwal, Praveen GVL ,

V Siddhartha Engineering college

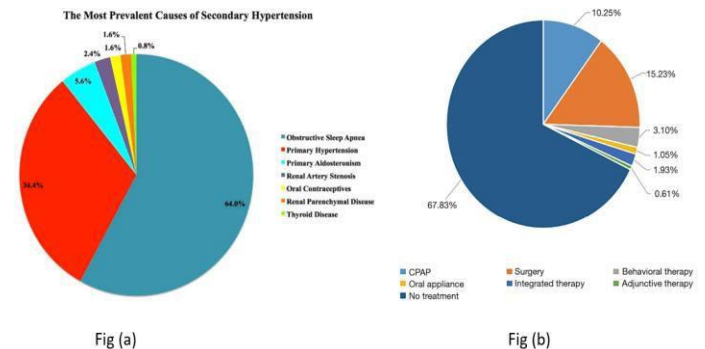
**Abstract** Scientific innovations in the park of health science has have fun a vital hero in disease preclusion and analytical. This paper existing Apneai Band, a instantaneous wearable classification for 24-hour care, envisioning and analyzing physical signals. ApneaiBand be made up of of a set of non-invasive bodily sensors wirelessly allied via Bluetooth to a cubicle phone which rations, conducts and evaluates the bodily numbers, and boons it to the handler in an plain way. In accumulation, this mob arrange for indication state of handlers and eco-friendly restriction like illness. we concentration on an execution of ApneaiBand consuming a heart beam to display the worker’s pulse while out. We also describe algorithms for automatically spotting sleep apneai procedures. It ducks hospital’s high cost and byzantine measures and swells the transmission opportunity of sleep apneai disease.

## I. INTRODUCTION

Due to the progress in Technology in the turf of Medical Art it has developed considerable informal to determine unlike constraints of a persistent through electrical machine-like Mood rate, temperature etc. In current years around has been increasing curiosity in wearable health 24-hour care devices, both in examination and trade. These devices are mostly central to the world’s ever more aging population, whose wellbeing has to be calculated regularly or monitored endlessly. The consequences and potential of these wearable health specialist care technologies are top. One such electronic device is ApneaiBand.

Sleep apneai is a sleep sickness, which is an under-diagnosed, but joint condition that distress both children and grown person. It is an unintentional action of animate that occurs while the easy going is asleep. It is characterized by phases of interrupted breathing and phases of reduced breathing. These commotions may last for as long as a few transcripts and can occur many spells, typically after

loud snoring. Individuals with Sleep Apneai often feel sleepy or tired during the day. Around are two types of sleep Apneai one is the extreme common type termed as Obstructive Snooze Apneai (OSA), it arises when the muscles of the greater airway relax and the tongue falls back restraining the amount of air you can inhale. Another one is Central Sleep Apneai (CSP) may befall in old age, although the foremost cause of CSA are stern condition such as heart failure, stroke and roughly neurological diseases.



The above figures shows occurrence & treatments of OSA

Figure (a) Contain 64.8% existence of OSA which is high in percent compared to other like prime Hypertension & Aldosteronism.

Figure (b) show handling choice in OSA patients. Among the 67.83% patients indicate the no treatment.


We designate ApneaiBand, a wearable realtime health 24-hour care system.

ApneaiBand consists of a set of biological sensors wirelessly allied via Bluetooth to a Bluetooth-enabled cell phone. These specialist care limitations can be given away on global as well as home-grown server. Heart frequency is simply leisurely by employing the thumb over pulse radar for few minutes till the analog value is received by Arduino. Heart frequency is then taken for 5 seconds to gage heart rate per second. Then these values is grown by 60 to get heart frequency in bpm (beats per minute). This process although unpretentious, is not accurate and can give errors when the rate is high. Given all earlier work, the main contributions of this weekly are: (1)The employment of a; (2) The realtime storage, visualization and analysis of the bodily figures on a cell phone.

## II. SYSTEM OVERVIEW

We shall describe in this Subdivision the three main hardware gears of ApneaiBand's up-to-date implementation.

### A. Physical Components



### Microcontroller:

We are consuming Arduino Nano as microcontroller. Which arises with an operational voltage of 5V, still, the input energy can vary from 7 to 12V which drinks the low rule consumption. Each of these Digital & Referend Pins are dispensed with multiple jobs but their

### Pulse Sensor:

Pulse beam has three pin and fitting together of it with Arduino is very relaxed. The heartbeat sensor involves of flash emanating diode and a gage like a flash detecting regulator or photodiode. The heart beat poundings cause the distinction of lifeblood to different section of the body. Where skin illuminated with the sunlit source, that is flash emanated by LED, it either echo or transmit the flash. Roughly of the flash absorbed by the lifeblood & the diffused or the reflected flash is traditional by the flash gage. The amount of flash enthrall depends on the life blood volume in that nerve. The gage output in the formula of electrical motion & it is relational to the heart bit rate.

We indicate the DfRobot Heart beam Because it has some special job like it has two brands Construction is made through 5V supply only if by Arduino, the ground pin of the pulse sensor is allied to the ground of the Arduino and the signal smidgeon to the A0 of Arduino.

### ECG Module & Temperature sensor :

It has some relative landscapes like ECG Calculation & temperature extent. We are using AD8232 ECG segment is a an similarity reading. To measure the disease & stickiness we are using DHT11 sensor. 45 Degree Celsius & humidity form The sensor emanates with dedicated NTC to quantity temperature & an 8 bit microcontroller to yield the value of temperature & humidity as consecutive data.

### B. Wireless Data Transmission

Once a serialized data stream is created by the sensor, a wireless mast is required to conduct the data to the cell phone. We cherry-picked Bluetooth as of its pervasiveness, availability on today's cell phones and

has choice up to <100m which rest on upon transmitter and telephone, atmosphere, geographic and municipal conditions. similar protocol, complete which one can body wireless peculiar area network. It practices frequency hopping meal spectrum radio technology to send data over air. It contains serial e-mail to communicate with devices. ApneaiBand can run unremittingly for about 12 hours with two AAA rechargeable batteries which provide power to the beam and the Bluetooth bringer.

C. Mobile Phone Application

We create Mobile bid using MIT App Author. MIT App Inventor for zombie is visual broadcasts environment for creating applications for android based smartphones & medications. It institutes an alternative, moderately cool but also dominant programing display place as it consents the development of app consuming data base, collaborative maps & other forward-looking concept & most importantly you do not have to pen code.

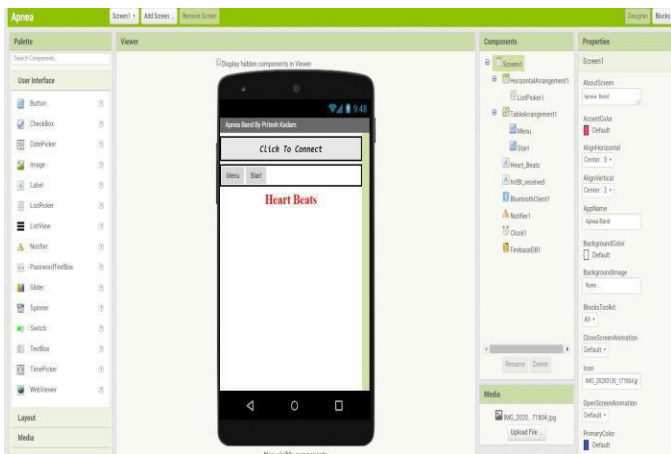


Figure 1 App Inventor Designer space where you hand-picked the apparatuses for your apps.


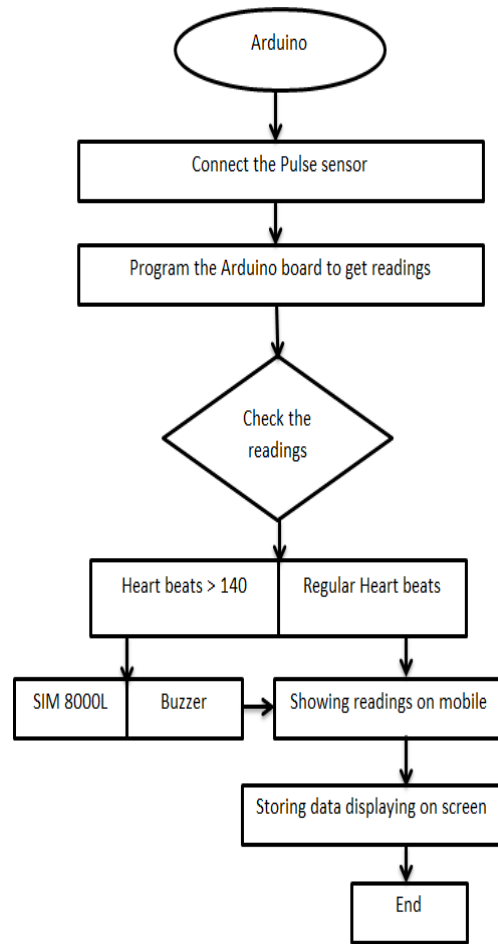
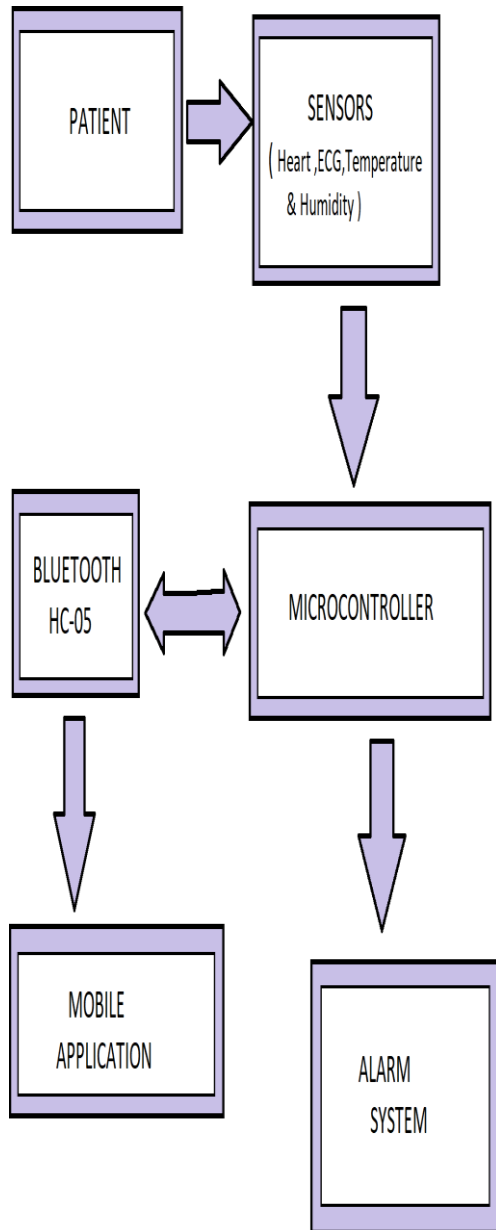


Figure 2 App Inventor Slabs editor, where you gather program blocks .

D. Architecture



III. AUTOMATIC DETECTION OF SLEEP APNEAI

Snooze apneai is an under-diagnosed, but public sleep condition that marks both progenies and grown person. It is categorized by periods of sporadic breathing (apneai) and phases of compact animate (hypopnea). The most joint form of sleep apneai, so-called *obstructive sleep apneai* (OSA), is began by the partial or broad constriction of the patient’s better airway. Consistent sleep apneai centrals to repetitive hypoxemia<sup>4</sup>, asphyxia<sup>5</sup> and wakening, and produces immediate indicators such as improved heart rate and high blood pressure and long span symptoms such as extreme fatigue, poor concentration, a compromised immune coordination, slower reaction spells and cardio/cerebrovascular complications.

In ApneaiBand we have employed a procedures for the automatic recognition of sleep apneai measures.

We devised the apneai using the heart frequency when it is in the air the 140 bit it will vigilant the band user & also it will alert the creature by the business the foreigner.

#### IV. FUTURE WORK

Some extents that we would like to discover in future examination include:

- (1) Incorporating added sensors in Apneai band, such as galvanic skin retort (GSR).
- (2) Finding connections between resources variables such as hot motion gestures;
- (3) Developing algorithms for lug out sentient rate and blood pressure since the plethysmography gesture;
- (4) Booming out a homework on blood oximetry at from top to bottom altitudes(pilots);
- (5) Comparing ApneaiBand act with polysomnography in a snooze clinic;
- (6) collaborating thru medical doctors popular added user studies;
- (7) addressing the so important questions of privacy, responsibility and security.

#### V. REFERENCES

1. Sleep apneai American sleep apneai association.
2. [www.ncbi.nlm.gov](http://www.ncbi.nlm.gov)(.Adv Chronic Dis 2015 Sep; 6(5): 273–285.).
3. Nurioliver.healthgeassr.(journal of communication,VOL.2,NO.2,MARCH 2007).
4. Biomedical Instrumentation by R.S. Khandpur.
5. Starter to biomedical Paraphernalia technology by Joseph J. Carr and John M. Brown .
6. B. A. Chaudhary and J. W. Speir, Jr., “Sleep apneai syndromes,” Southern Med. J., vol. 75, no. 1, pp. 39–45, 1982.
7. C. A. Kushida, “and associated procedures: An update for 2005,” Sleep, vol. 28, no. 4,pp. 499–523, 2005.
8. K. E. Bloch, “Polysomnography: A systematic review,” Technol. Health Care, vol. 5, no. 4, pp. 285–305, 1997.
9. R. K. Pathinarupothi, J. D. Prathap, E. S. Rangan,
10. E. A. Gopalakrishnan, R. Vinaykumar, and K. P. Soman, “Single radar techniques for sleep apneai finding using bottomless learning,”in Proc. IEEE Int. Conf. Healthcare Inform. (ICHI), Aug. 2017.
11. R. A. Incalzi et al., “Comorbidity modulates non invasive freshening prompted deviations in breath print of awkward doze apneai syndrome patients,” Sleep Breathing, vol. 19, no. 2, pp. 623–630,2015.
12. S. Ancoli-Israel, D.F. Kripke, and W. Mason. Sleep apneai and interrupted appointments in an aging illustration. J. Gerontol., 40:419–25, 1985.